


G-BH1

Data sheet 2BH1 300

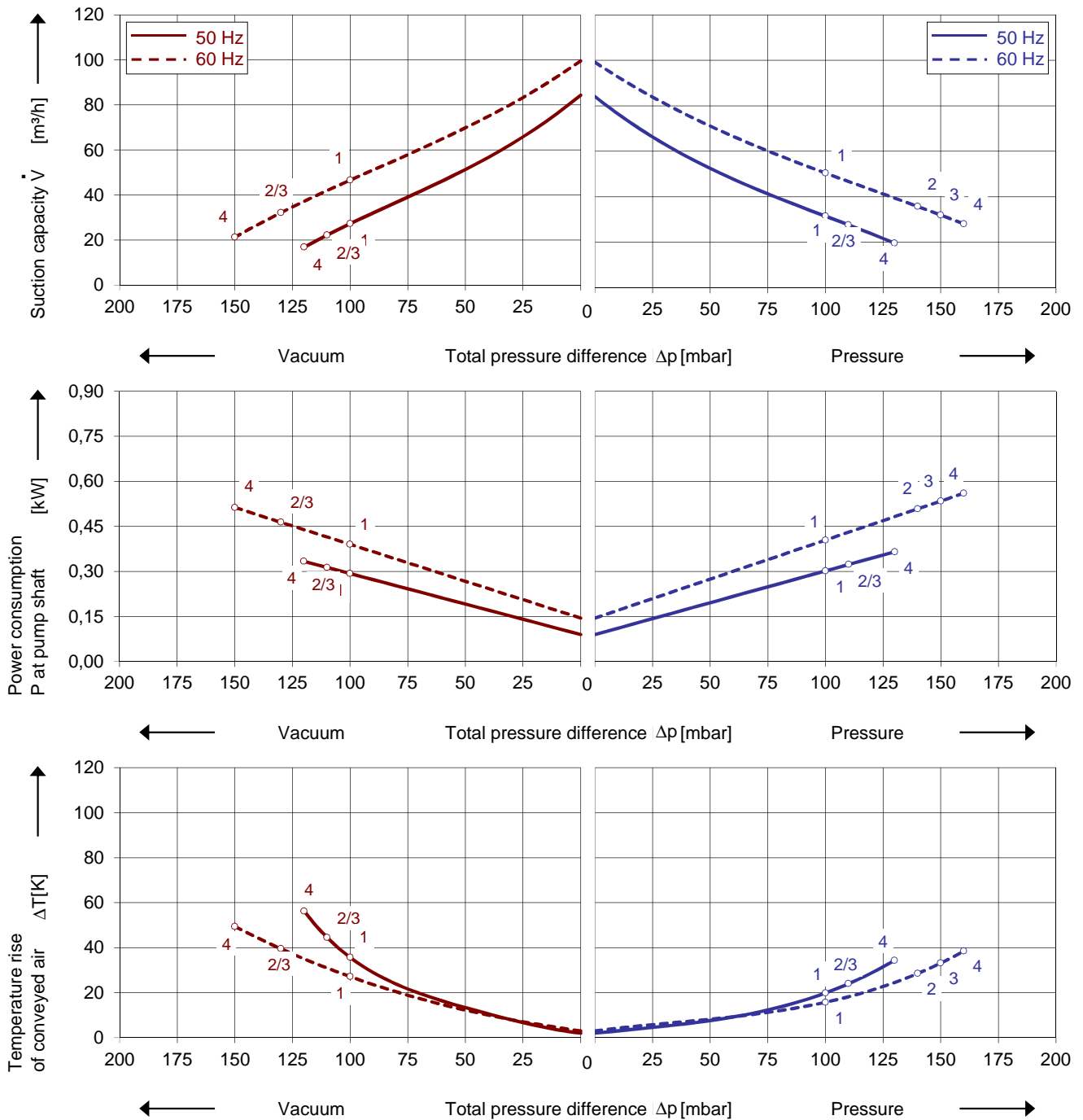
Side channel blower



Performance curves

Vacuum operation

Compressor operation



The performance curves are based on air at a temperature of 15 °C and an atmospheric pressure of 1013 mbar with a tolerance of $\pm 10\%$. The total pressure differences are valid for suction and ambient temperature up to 25 °C. For other conditions please get in touch with us.

Every G-BH pump can be used both as vacuum pump and compressor in continuous operation over the total performance curve range. The motors are available as standard in protection category IP 55 and insulation class F. The vacuum pumps / compressors are UL and CSA approved.

Selection and ordering data

Type 2BH1 300

No.	Fre- quency	Rated			Max. differential pressure ²⁾		Sound pressure level ³⁾	Weight Approx.	Order No.
		Voltage ¹⁾	Current	Power	Vacuum	Pressure			
		Hz	V	A	kW	mbar			
3~ 50/60 Hz, IP55, Insulation material class F, UL 1450 and CNA/CSA 22.2 No 68-09 (certificate number E225239)									
1	50	200-240 Δ / 345-415 Y	2.1 Δ / 1.2 Y	0.25	-100	100	53	9.0	2BH1300-7AH06
	60	220-275 Δ / 380-480 Y	1.7 Δ / 1 Y	0.29	-100	100	56		
4	50	200-240 Δ / 345-415 Y	2.6 Δ / 1.5 Y	0.4	-120	130	53	10	2BH1300-7AH16
	60	220-275 Δ / 380-480 Y	2.6 Δ / 1.5 Y	0.5	-150	160	56		
4	50	200-240 Δ / 345-415 Y	3.8 Δ / 2.2 Y	0.7	-120	130	53	11	2BH1300-7AH26
	60	220-275 Δ / 380-480 Y	3.8 Δ / 2.15 Y	0.83	-150	160	56		
3~ 50/60 Hz, IP55, Insulation material class F, UL 1450 and CNA/CSA 22.2 No 68-09 (certificate number E225239)									
1	50	500 Y	0.72 Y	0.25	-100	100	53	9.0	2BH1300-7AC03
	60	575 Y	0.76 Y	0.29	-100	100	56		
4	50	500 Y	1.03 Y	0.4	-120	130	53	10	2BH1300-7AC13
	60	575 Y	1.1 Y	0.5	-150	160	56		
1~ 50/60 Hz, IP55, Insulation material class F, UL 1450 and CNA/CSA 22.2 No 68-09 (certificate number E225239), with capacitor for cont. operation									
2	50	115 / 230	5.4 / 2.7	0.37	-110	110	53	11	2BH1300-7AV15
	60	115 / 230	6.6 / 3.3	0.45	-130	140	56		
3	50	115 / 230	6.0 / 3.0	0.4	-110	110	53	11	2BH1300-7AV25
	60	115 / 230	8.4 / 4.2	0.5	-130	150	56		

1) In case of frequency converter operation the standard motor insulation system is suitable for converter input voltages up to 460 V.

2) Relief valves available for limiting differential pressure.

3) Measuring surface sound pressure level acc. to EN ISO 3744, measured with an equivalent unit at a distance of 1 m. The pump is throttled to an average suction pressure, with piping connected, but no relief valves fitted, tolerance ±3 dB (A).


All G-BH match the 2006/42/EC (machinery) and 2006/95/EC (low voltage) directives and the EN 60034-1 norm "Rotating electrical machines".

The motors comply with EN 60 034-1 / -2 / -30 (IEC 60034) and thermal class F.

For three phase motors tolerances are +/-10% for fixed voltage motors and +/-5% for voltage range motors. Single phase machines are designed with a +/- 5% tolerance.

The frequency tolerance is +/- 2 % maximum.

Motor for alternate voltages

Voltage range		Fixed voltage		VFD			
50 Hz	60 Hz	50 Hz	60 Hz	87 Hz	60 Hz		2BH1300-7. □ . □
					Δ	Y	
3~							
185 - 225 V Δ / 320 - 390 V Y 200 - 240 V Δ / 345 - 415 V Y 345 - 415 V Δ / 600 - 720 V Y	200 - 240 V Δ / 345 - 415 V Y 220 - 275 V Δ / 380 - 480 V Y 380 - 480 V Δ / 660 - 720 V Y	500 V Δ 500 V Y	575 V Δ 575 V Y	380 V Δ	•	•	H 1 H 6 H 7 C 3 C 5
				IE2 3~ ⁵⁾			
180 - 240 V Δ / 310 - 415 V Y 450 - 550 V Y	200 - 275 V Δ / 345 - 480 V Y 520 - 600 V Y	200 V Δ / 345 V Y 500 V Y	230 V Δ / 400 V Y 575 V Y		•	•	P 1 P 3 P 5 P 6 P 7
450 - 550 V Δ	520 - 600 V Δ	500 V Δ	575 V Δ		•	•	
200 - 260 V Δ / 350 - 450 V Y	230 - 290 V Δ / 400 - 500 V Y	230 V Δ / 400 V Y	265 V Δ / 460 V Y	400 V Δ	•	•	
350 - 450 V Δ / 610 - 725 V Y	400 - 500 V Δ / 690 - 725 V Y	400 V Δ / 690 V Y	460 V Δ		•	•	

5) Performance can differ if IE2 motors are used. Please refer to corresponding data sheets.

Changes in particular of the quoted performance curve, data and weights may occur without prior notice. The data given do not constitute an obligation from our side to deliver as shown.

Elmo Rietschle is a brand of Gardner Denver

**Gardner
Denver**

Your Ultimate Source for Vacuum and Pressure

Gardner Denver Deutschland GmbH

Industriestraße 26
97616 Bad Neustadt - Germany
Tel.: +49 9771 6888-0
Fax: +49 9771 6888-4000

www.gd-elmorietschle.com • er.de@gardnerdenver.com

Gardner Denver Schopfheim GmbH

Roggenbachstraße 58
79650 Schopfheim - Germany
Tel.: +49 7622 392-0
Fax: +49 7622 392-300