


# TC/TCM Two-stage Liquid Ring Vacuum Pumps



The TC/TCM liquid ring vacuum pumps were created for the chemical, petrochemical and power industries.

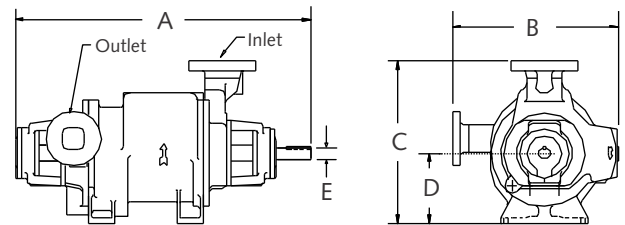
These pumps with their integral two stage rotors are able to condense vapors that come off the process and to recover or dispose of them.

The result is a highly reliable and efficient vacuum pump.

### Features

### Benefits

Integral two-stage impeller	High reliability, can attain high vacuum without additional components
V-belt or flexible coupling drive	Numerous installation options
Offered in ductile iron or in stainless steel	High durability and corrosion resistance
Shrouded rotor blades	For strength and reliability
Single or double mechanical seal available	Ability to select the proper sealing option



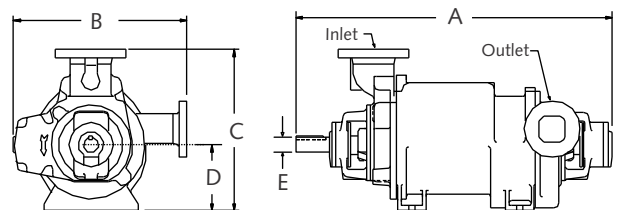
TC/TCM 1-5

### Dimensions

mm in blue

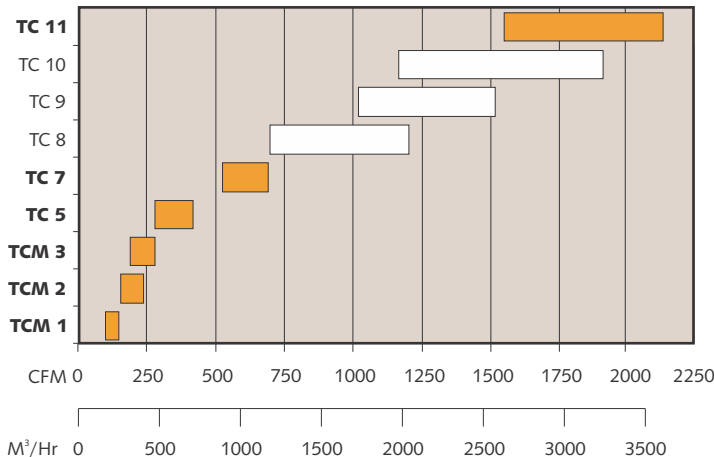
Pump	A	B	C	D	E	Inlet	Outlet
TCM 1	31.1 791	15.6 397	15.5 394	6.5 165	1.4 35	2 in. FLG. 50mm FLG.	2 in. FLG. 50mm FLG.
TCM 2	36.9 937	17.1 435	17.8 451	7.9 200	1.5 38	2 in. FLG. 50mm FLG.	2 in. FLG. 50mm FLG.
TCM 3	38.6 981	17.1 435	17.8 451	7.9 200	1.5 38	2 in. FLG. 50mm FLG.	2 in. FLG. 50mm FLG.
TC 5	40.3 1022	22.5 572	22 559	9.5 241	1.6 41	4 in. FLG. 100mm FLG.	3 in. FLG. 80mm FLG.
TC 7	51 1282	28 702	26 654	13 330	2.4 60	6 in. FLG. 150mm FLG.	4 in. FLG. 100mm FLG.
TC 11	81 2060	40 1005	43 1080	19 480	3.7 95	8 in. FLG. 200mm FLG.	6 in. FLG. 150mm FLG.

All dimensions are approximate



TC 7 & 11

### Performance



NASH - Division of Gardner Denver

phone: +1 800 553 NASH · +1 724 239 1500 · fax: +1 724 239 1503 · email: nash@gardnerdenver.com

GDNash.com


# TC 8, TC 9, TC 10 Two-stage Liquid Ring Vacuum Pumps



## Introducing New from Gardner Denver Nash The NASH TC 8, 9, & 10 Two-stage Liquid Ring Vacuum Pumps

The NASH TC 8, 9, & 10 bring a new level of design features and benefits to two-stage liquid ring vacuum pumps, especially for the Chemical Process Industry.

Features	Benefits
New, patented air/water separation design	Improved efficiency
"O" ring and gasket sealing options	Optimum sealing to your specs
ATEX compliant	Meets today's industry standards
Accepts single, double and cartridge mechanical seals	Flexibility to meet your process requirements
Removable bearing bracket	Easier maintenance
ISO & ANSI connections available	Meets global requirements
All standard NASH TC features	Your best guarantee for quality and reliability


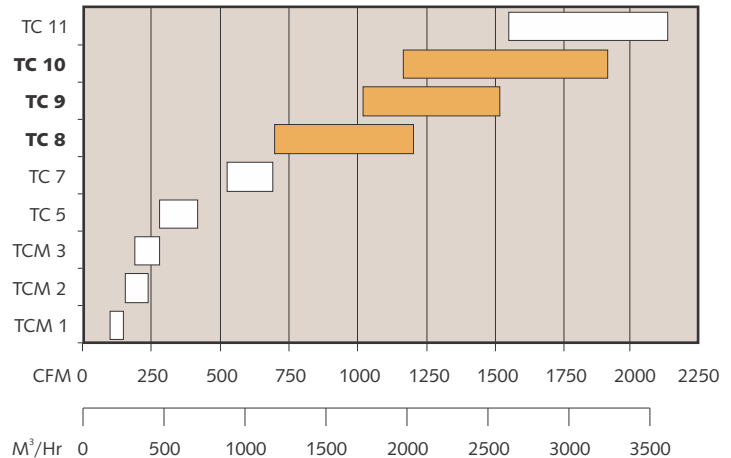


### Dimensions mm in blue

Pump	A	B	C	D	E	Inlet	Outlet
TC 8	61.1 1552	33.3 846	29.0 737	14.0 356	3.15 80	6 in. FLG. 150mm FLG.	4 in. FLG. 100mm FLG.
TC 9	73.3 1862	41.6 1056	35.0 890	17.0 432	3.34 85	8 in. FLG. 200mm FLG.	6 in. FLG. 150mm FLG.
TC 10	78.4 1942	44.6 1132	37.0 940	18.0 457	3.35 85	8 in. FLG. 200mm FLG.	6 in. FLG. 150mm FLG.

All dimensions are approximate

### Performance



NASH - Division of Gardner Denver

phone: +1 800 553 NASH · +1 724 239 1500 · fax: +1 724 239 1503 · email: nash@gardnerdenver.com

GDNash.com